

Stefan Dorra und Manfred Reindl

# BANANA PARTY

A banana-crazy game by Stefan Dorra and Manfred Reindl  
for 2 – 4 players, aged 5 years and up.

„Out of my way!“ **Ben Banana is calling**, the boss of the jungle monkey gang. At breakneck speed he leaps from one liana to the next. All other monkeys cannot stop gazing in amazement and suddenly he is lost from sight. On which limb is he sitting now? If you tweak the proper limbs in the jungle, you may annoy Ben and his gang ~~neatly~~ and pilfer their beloved bananas.

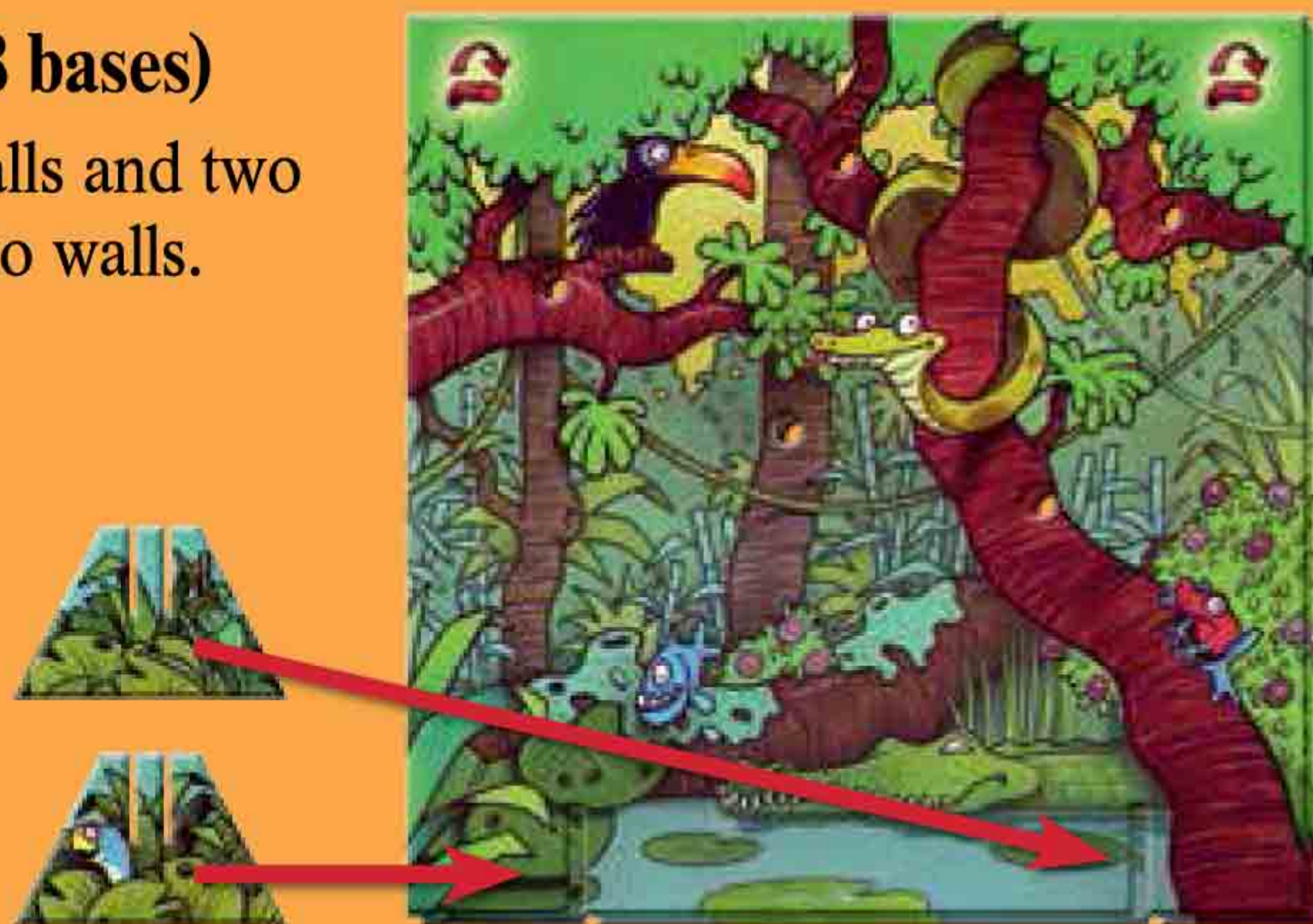
## Object of the game

Each player hangs their monkey gang (four monkeys) on any limbs of their choice of the 3-D jungle. When playing the game, the players want to tease the other players' monkeys and drive them away from the limbs of the jungle trees. The players rotate particular limbs of the jungle trees and if a monkey is hanging on such a limb on the other side, it will tumble down. Depending on the number of bananas that monkey was carrying, the player who successfully drove it away gains the ~~adequate~~ <sup>same</sup> number of bananas from the general supply. The player ~~having collected~~ <sup>that collects</sup> the most bananas ~~will be the winner of the game~~ <sup>wins the game</sup>.

## Game components

### • 4 jungles (8 walls and 8 bases)

A jungle consists of two walls and two feet. Fix two bases into two walls.



### • 16 monkeys

Each player takes one monkey gang (four monkeys with identical ~~backside~~ <sup>backs</sup>) and places them in front of themselves.



### • 30 bananas

Keep the bananas at hand as general supply.



### • 20 limbs

Put 5 limbs (little wooden sticks) through the holes of each jungle in such a way that each limb's center is in the hole.



### • 1 die

Stick one icon label on each side of the die.

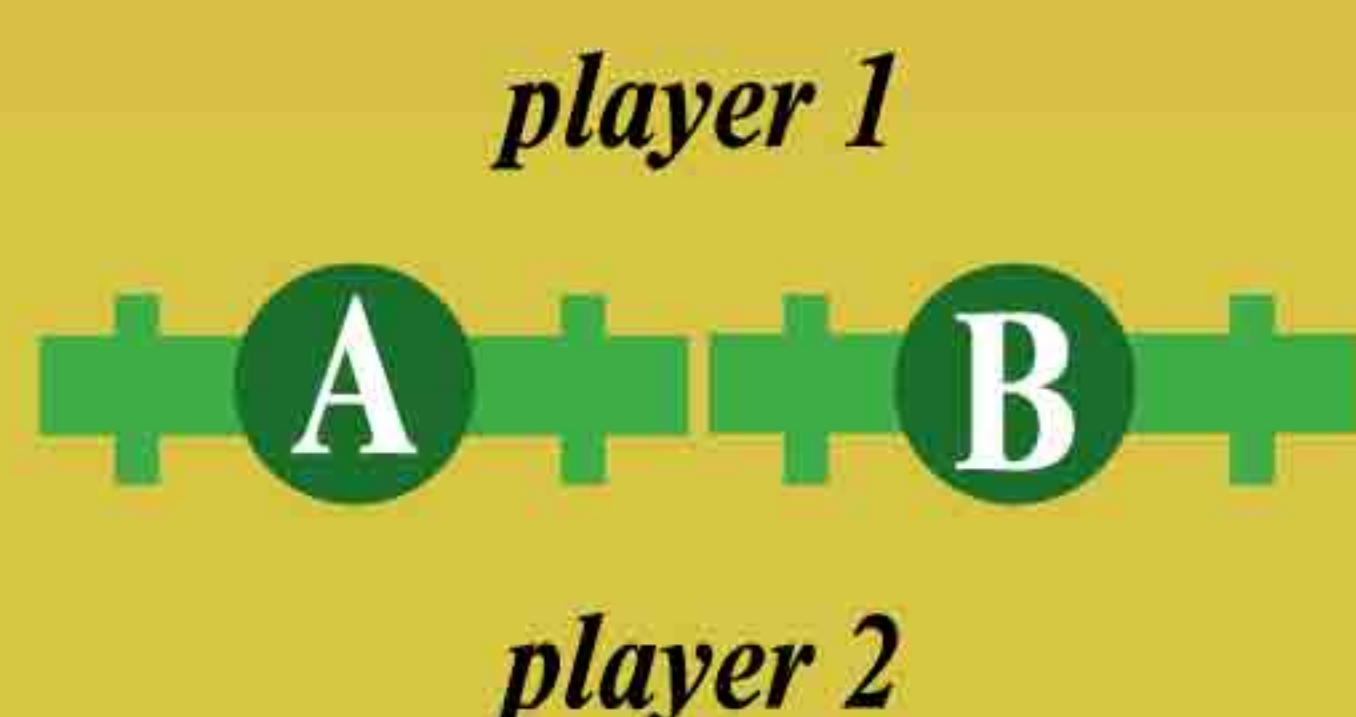


### • 1 rules booklet

## Setup

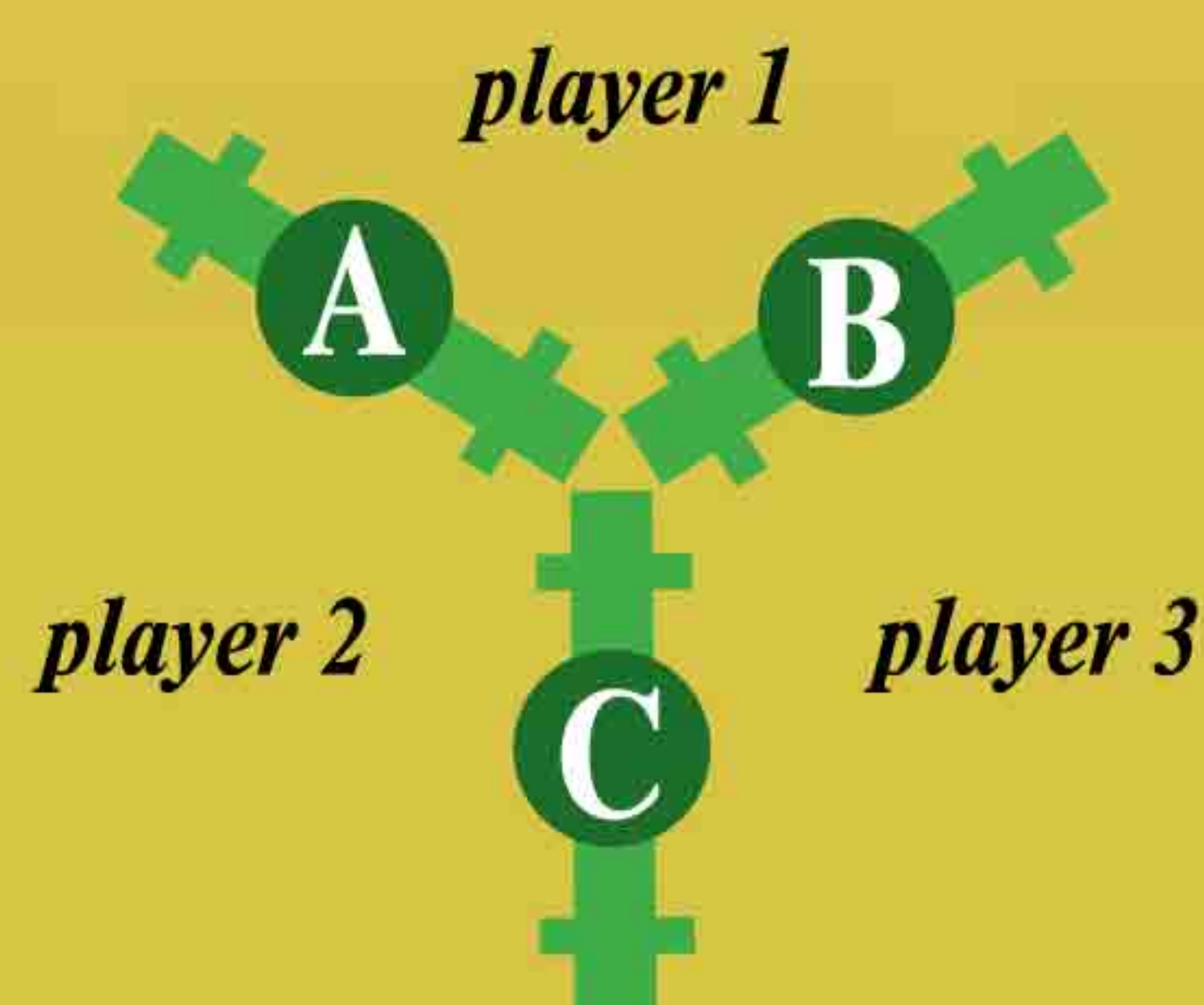
### ... for 2 players

Set up two jungles <sup>walls</sup> (A & B) and place them between the two players (*plan view*):



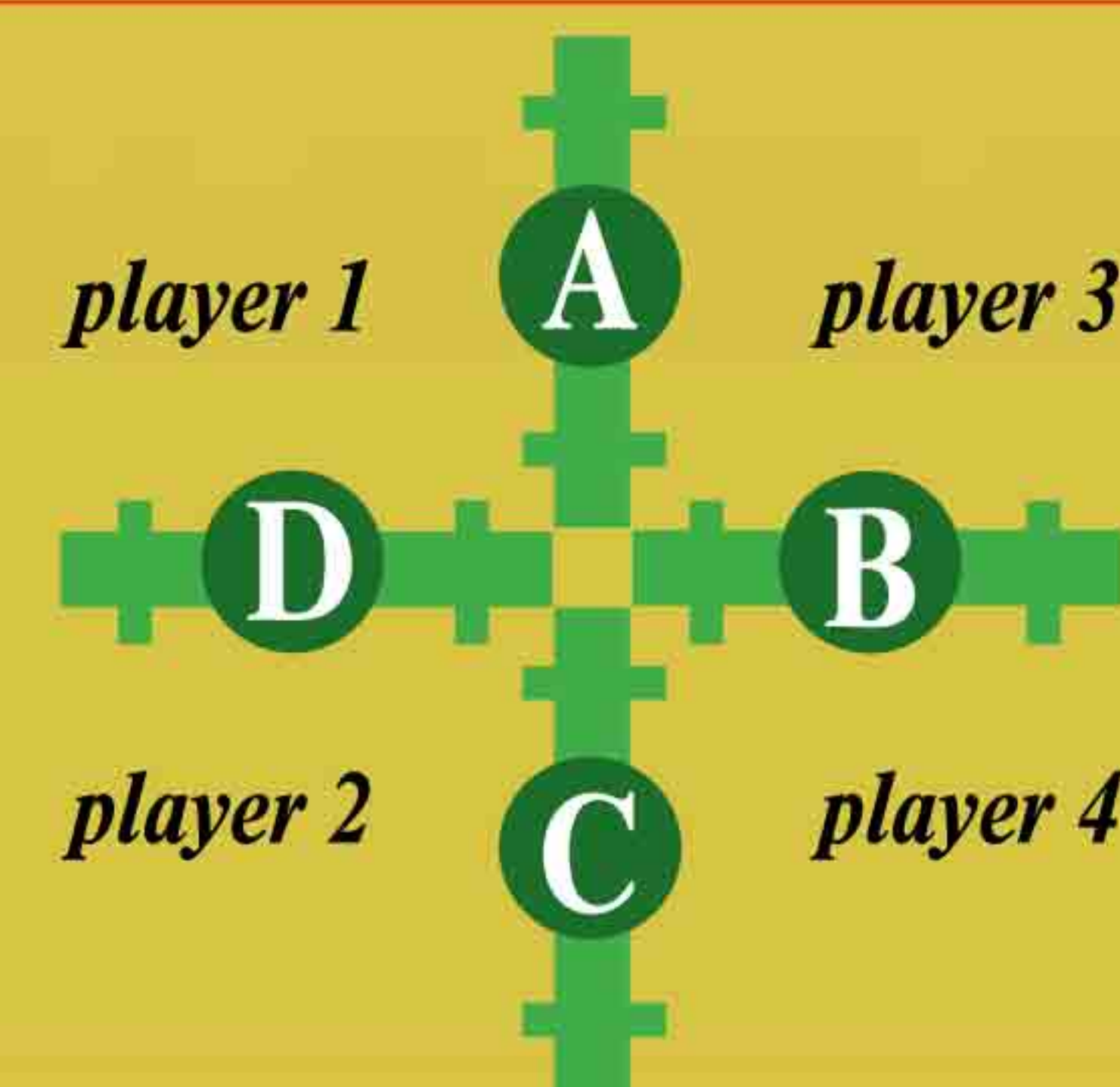
### ... for 3 players

Set up three jungles <sup>walls</sup> (A, B & C) and arrange them the like this (*plan view*):



### ... for 4 players

Set up four jungles <sup>walls</sup> (A, B, C & D) and arrange them the like this (*plan view*):



## Preparing to play the game

With any number of players alike, each player always sits in front of two jungle sides, which they can only see themselves.

First, each player secretly hangs two of their monkeys on each of their two jungle sides.

**Note:** There may never be more than two monkeys on a jungle side at any time during the game!



## Playing the game

Players take their turns in clockwise direction. The player who has last seen a monkey is the first player and rolls the die.

### What are the icons of the die?

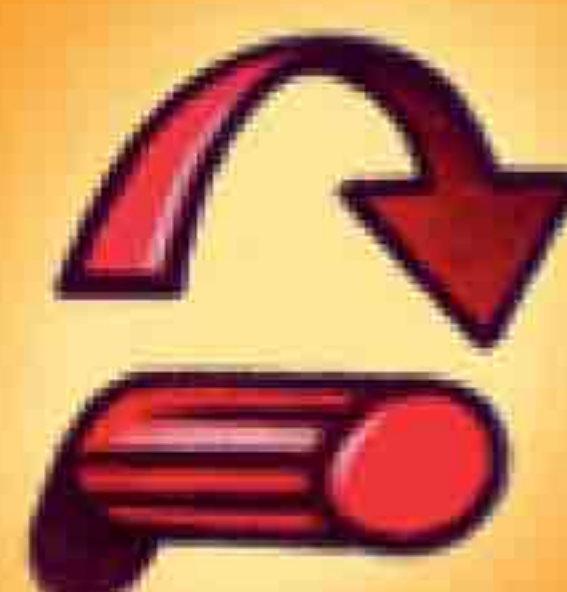


#### Two limbs

The player is allowed to rotate two limbs of their choice on their side of the jungle, thus trying to drive away the other players' monkeys from the trees.

#### Important:

- The limbs must always be rotated in clockwise direction only!
- Players may rotate a limb from which their own monkey is hanging – it will not tumble down!



If a monkey is tumbling down on the other side of the jungle that player shows this monkey to the active player, who in turn receives the same number of bananas from the general supply as the tumbled monkey had been carrying. The player places the bananas in front of them.

Also, the owner of the tumbled monkey places that monkey in front of them.



#### Three limbs

The player is allowed to rotate even three limbs!

### More rules:

- If all four of a player's monkeys have been driven off from the trees, they must hang them back on the limbs immediately. If, for example, the active player has rolled "two limbs" and the fourth monkey of another player tumbles down when rotating the first limb, that player hangs their four monkeys back on the limbs immediately, and then the active player may rotate a second limb.



#### Monkey and limb

Two actions are triggered by this icon:

- All players who currently have monkeys placed before them on the table hang them on any limb on their sides of the jungle.

**Do not forget:** No more than two monkeys may hang on each side of the jungle!

- The active player (who had rolled the die) may rotate any one limb.



#### Monkey and banana

Two actions are triggered by this icon:

- All players who currently have monkeys placed before them on the table hang them on any limb on their sides of the jungle.

**Do not forget:** No more than two monkeys may hang on each side of the jungle!

- The active player (who had rolled the die) receives one banana from the general supply.

## End of the game and winner

The game ends as soon as the last banana is taken from the general supply. All player count the number of their collected bananas and the player with the most bananas is the winner of the game. In case of a tie the tied players share the victory.